

# Concert Show




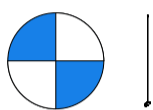
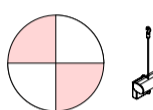


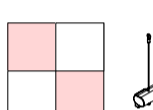
Portfolio Technical Drawings


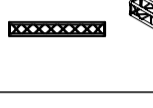
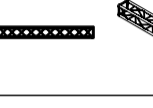

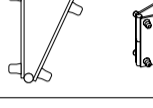
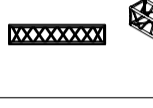
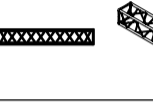
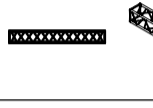
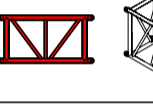
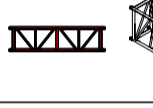
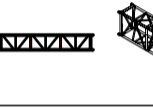
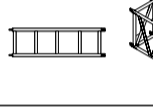
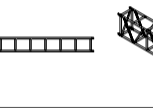
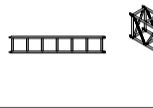
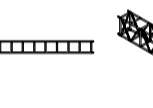
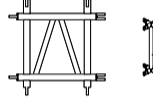
P004 - v1.1  
London

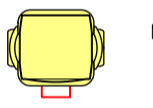
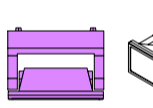
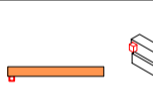
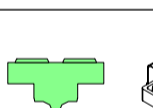
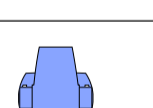
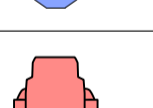
**CRAFTING.  
VISIONS.  
TOGETHER.**

# PRODUCTION OVERVIEW

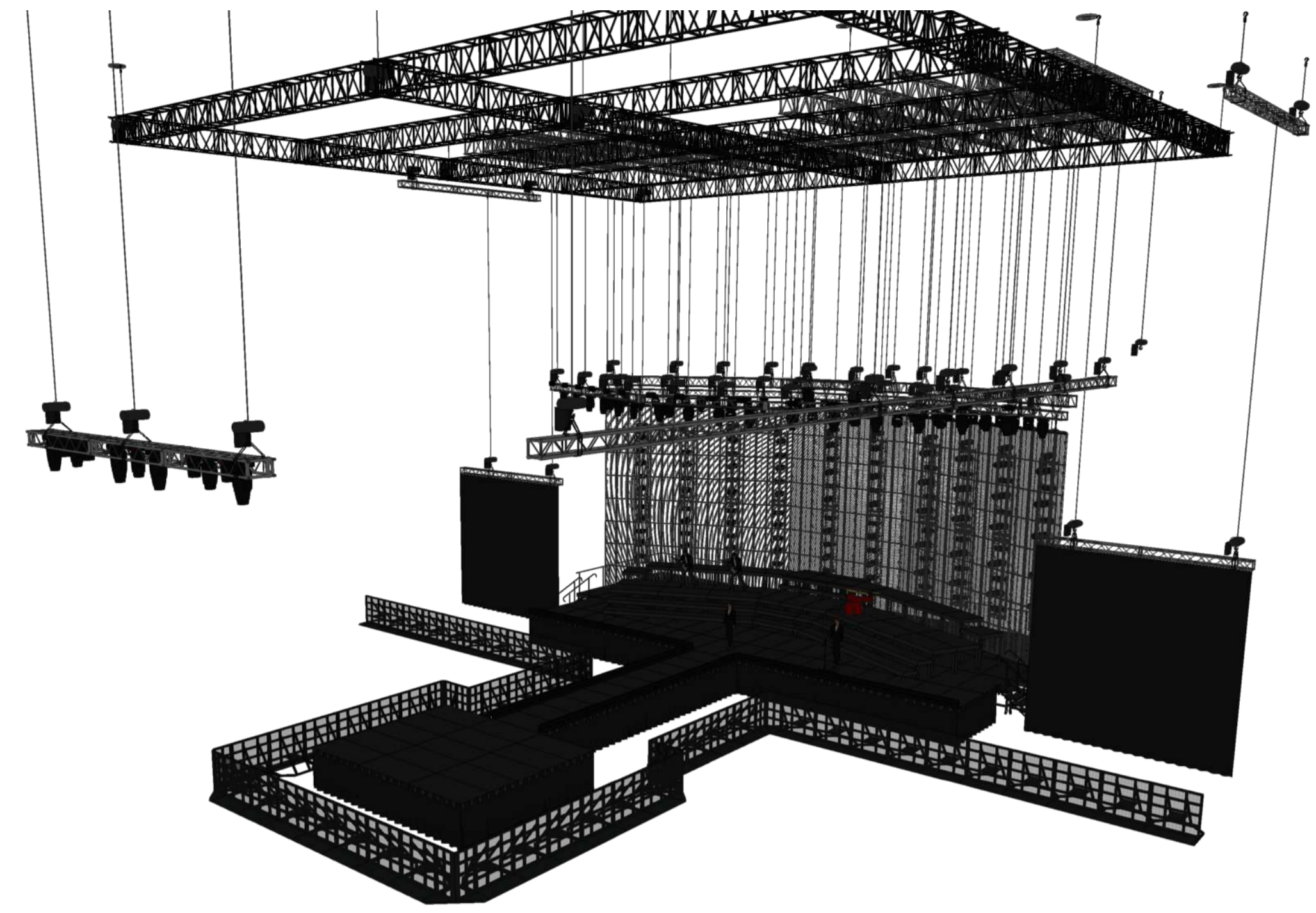
This production is based on a touring concert consisting of staging, rigging, lighting, video and power elements. Including a vanish LED wall, this stage is suitable for a full band and multiple performers. With a thrust allowing the performer to interact with the audience.

Rigging Motors		
	Hoist 1 Ton Lights Sub-Hung Weight:	22
	Hoist 1 Ton PreRig Weight:	3
	Hoist 1 Ton PreRig Sub-Hung Weight:	10
	Hoist 1 Ton Scenery Weight:	4
	Hoist 1 Ton Super Grid Weight:	4
	Hoist 1 Ton Video Sub-Hung Weight:	10
	Hoist 1/2 Ton Cable Pick Weight:	7
	Hoist 2 Ton Super Grid Weight:	11

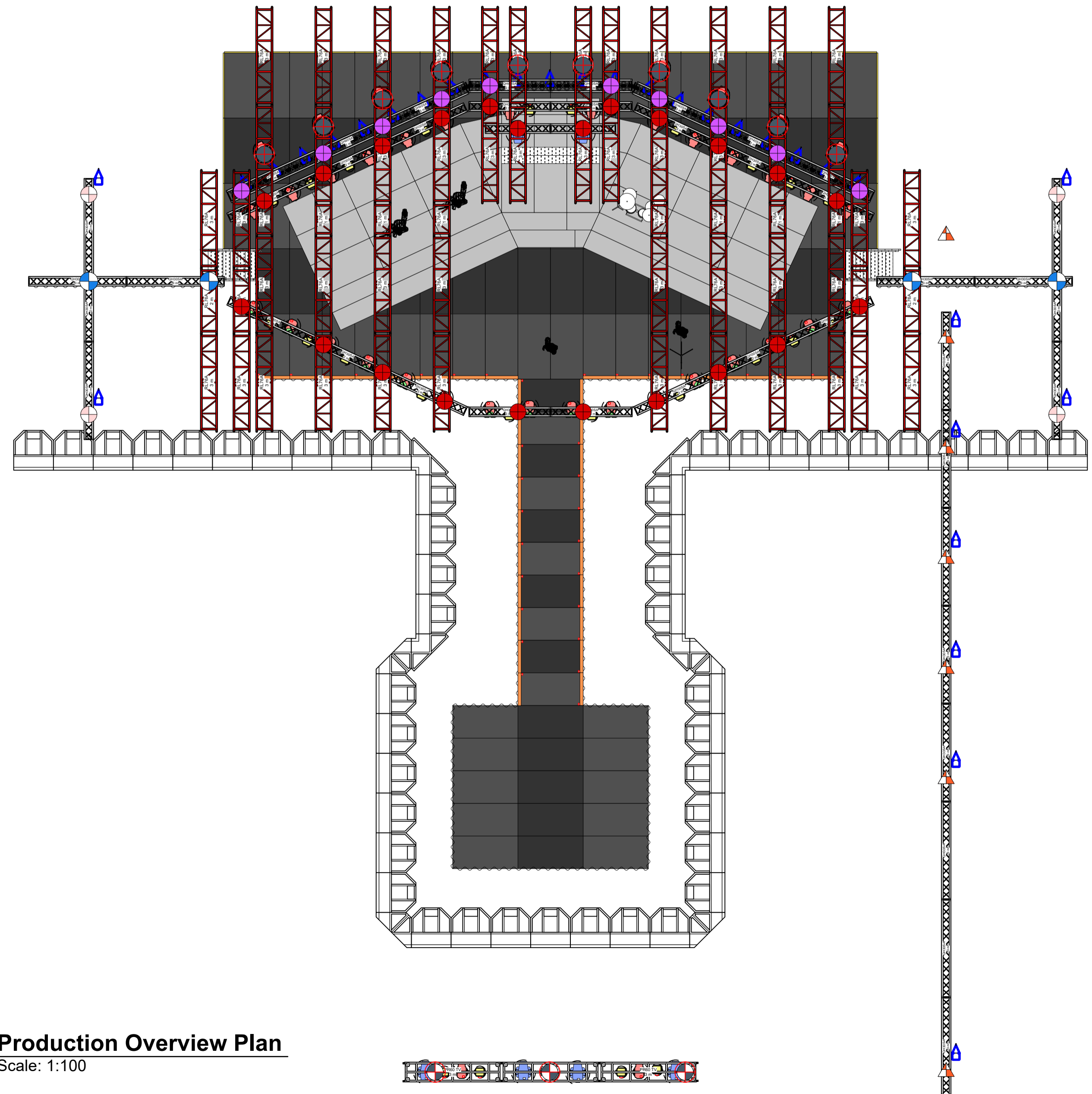
Rigging Truss					
	PR60 TV-300 Weight: 58.50	23		QH30SA-200 Weight: 15.50	8
	QH30SA-250 Weight: 18.70	4		QH30SA-300 Weight: 21.90	24
	QH30SA-Q30L2ADJ Weight: 7.40	4		QH40SA-200 Weight: 18.60	2
	QH40SA-250 Weight: 22.30	2		QH40SA-300 Weight: 26.00	4
	RL76A-100A Weight: 19.40	8		RL76A-200A Weight: 45.00	4
	RL76A-300A Weight: 52.00	48		TSG SHD Weight: 40.00	3
	TSG SHD3.438M Weight: 71.00	10		TSG SHD3M Weight: 56.00	21
	TSG SHD4M Weight: 71.00	20		TSG SHDC4 Weight: 39.00	15

Lighting Legend		
	Ayrton Nando 502 Wash Mode: Extended Pixel 1U (86) Weight: 15.60 kg	30
	Chauvet Color Strike M Mode: 97Ch Mode (97) Weight: 11.88 kg	50
	Impression X4 Bar 20 Mode: Single Pixel Mode (88) Weight: 14.51 kg	36
	Chauvet Strike Array 2 Mode: 5Ch Mode (5) Weight: 7.98 kg	16
	Robe BMFL Followspot Mode: Mode 1 - Standard 16 bit (33) Weight: 38.42 kg	6
	Robe MegaPointe Mode: Mode 1 - Standard 16 - bit (39) Weight: 22.00 kg	83

Video Legend		
	ROE V8T Hanging Bar Weight: 9.16	21
	Vanish 8 Touring Weight: 16.50 kg	168



1 **Production Overview**  
Scale: 1:50



2 **Production Overview Plan**  
Scale: 1:100

## CONTACTS

**CAD Drafter**  
James Boston  
MJPLS  
CAD@mjpls.co.uk  
07470 289066

Revision No.	1.1	Page Number:	2 OF 19
Design By:	MJPLS	Checked By:	MJPLS
Scale	ISO A1 @ AS NOTED	Status	Complete
Sheet Title:	Production Overview		
Project:	Concert Show		
Client:	MJPLS James. B		
Client Ref:	James. B		
Project ID:	P004		
Sheet No.:	P004-002		

This drawing represents design intent & concept only and does not take responsibility for any electrical or structural soundness or safety. The implementation of this design must comply with the most stringent applicable local regulations. It is the responsibility of the client to ensure that all necessary permits are obtained and that the design is implemented in accordance with the applicable regulations. MJPLS is not responsible for any discrepancies or omissions in the handling of this drawing. Report any discrepancies or omissions to MJPLS immediately. This drawing is the copyright of MJPLS and should not be reproduced in whole or in part in any manner without their written permission. ©MJPLS

**MJPLS**  
**CRAFTING. VISIONS. TOGETHER.**  
Drawn by: James. B  
CAD@mjpls.co.uk | mjpls.co.uk

DR1  
169kg

DR2  
239kg

DR3  
214kg

DL1  
169kg

DL2  
239kg

DL3  
214kg

B

B

D

D

E

E

F

F

Line of lower catwalk

Line of lower catwalk

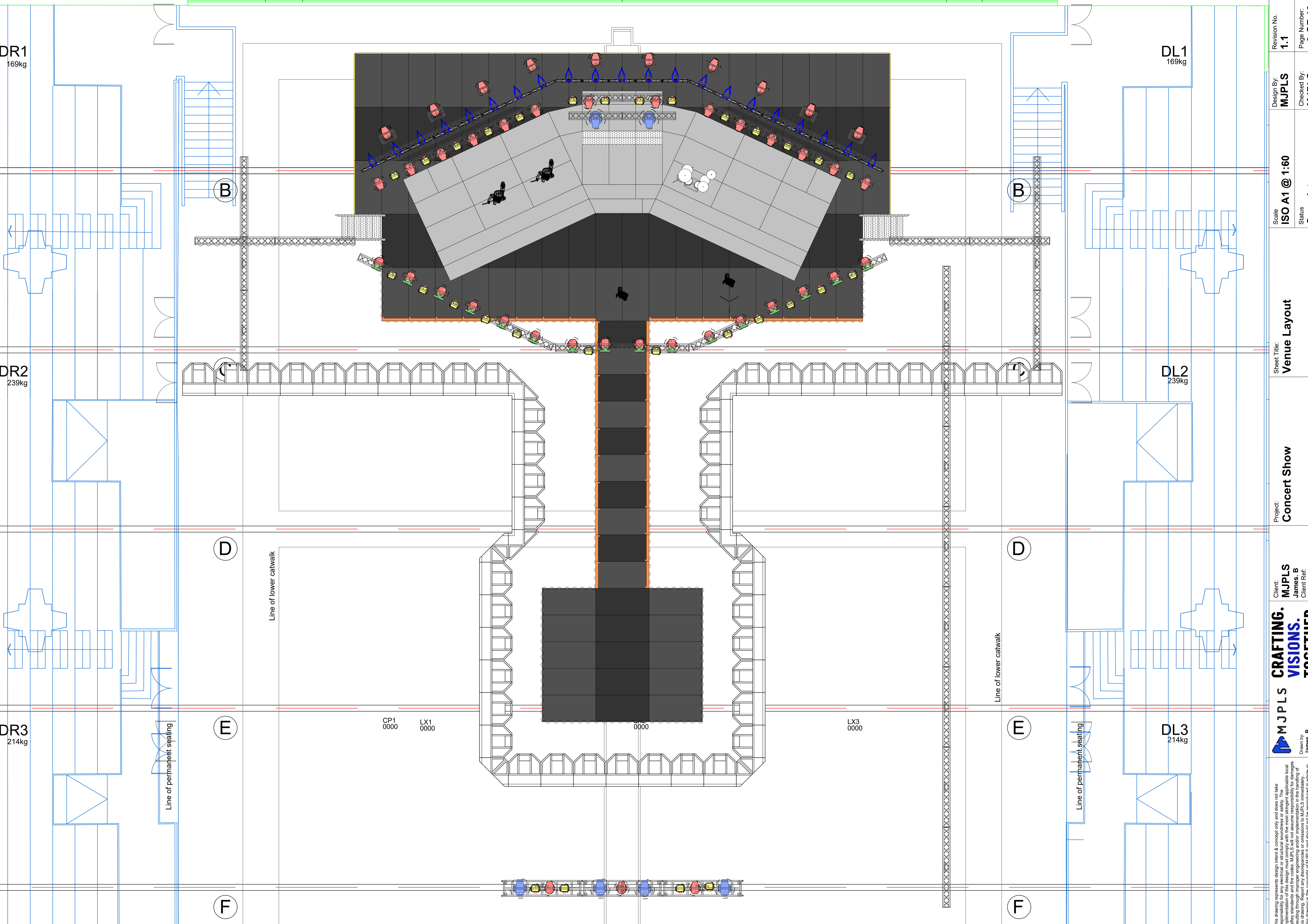
Line of permanent seating

Line of permanent seating

CP1 0000 LX1 0000

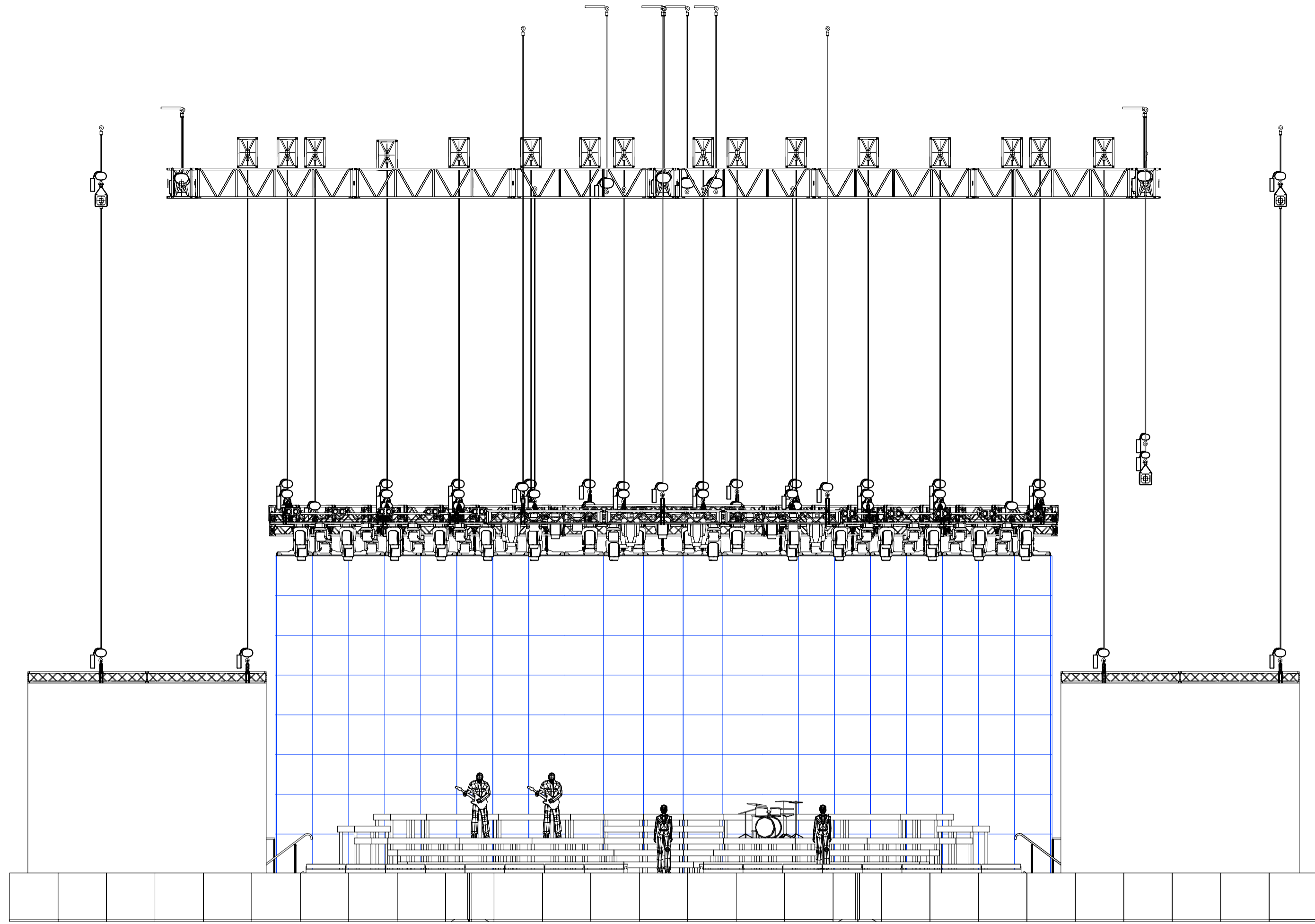
LX3 0000

0000

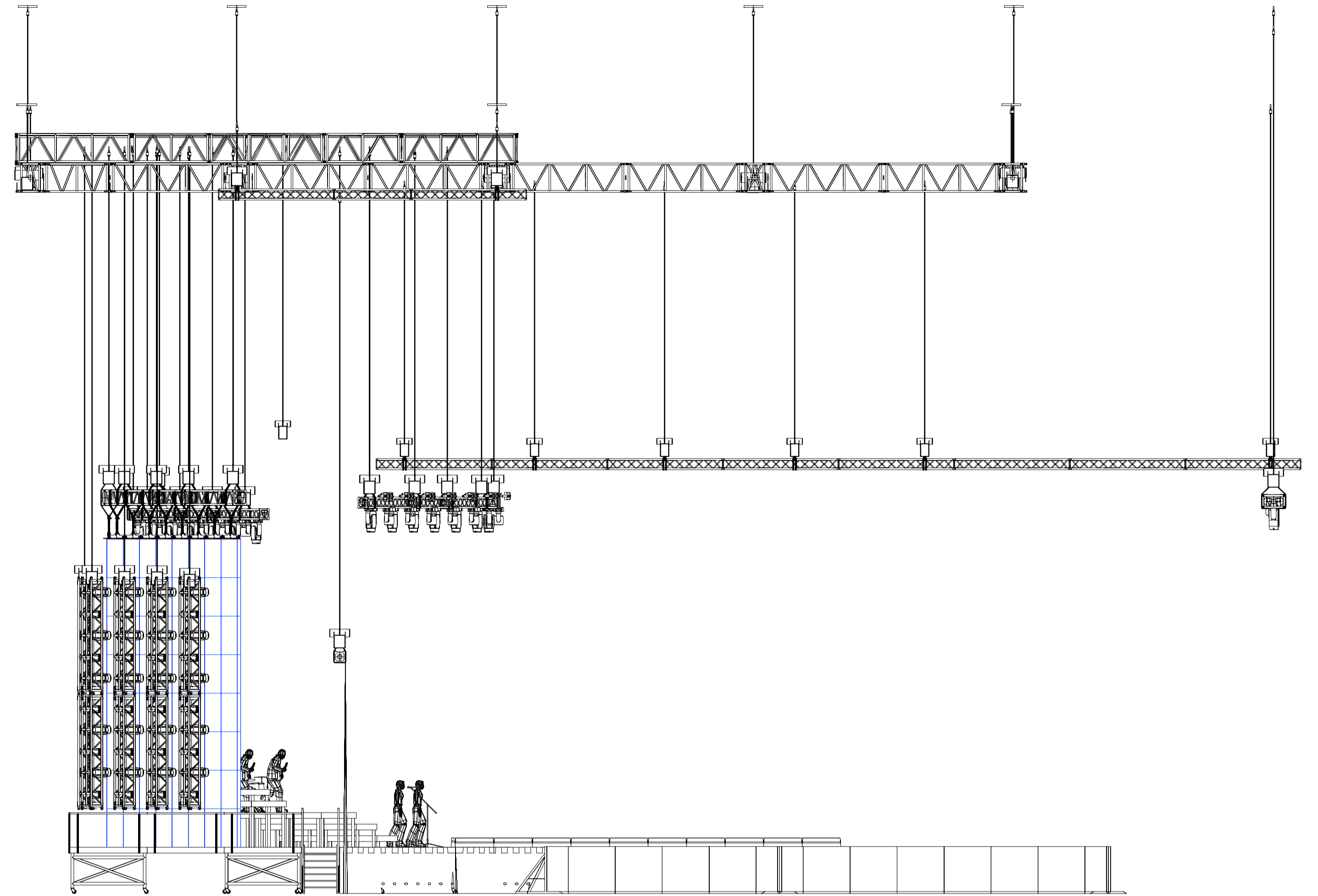


Revision No.	1.1
Design By:	MJPLS
Scale	ISO A1 @ 1:60
Sheet Title:	Venue Layout
Project:	Concert Show
Client:	MJPLS James. B Client Ref:
Drawn by:	James. B CAD@mjpls.co.uk   mjpls.co.uk
Status	Complete
Checked By:	MJPLS
Page Number:	3 OF 19
Sheet No.:	P004-003
Project ID:	P004

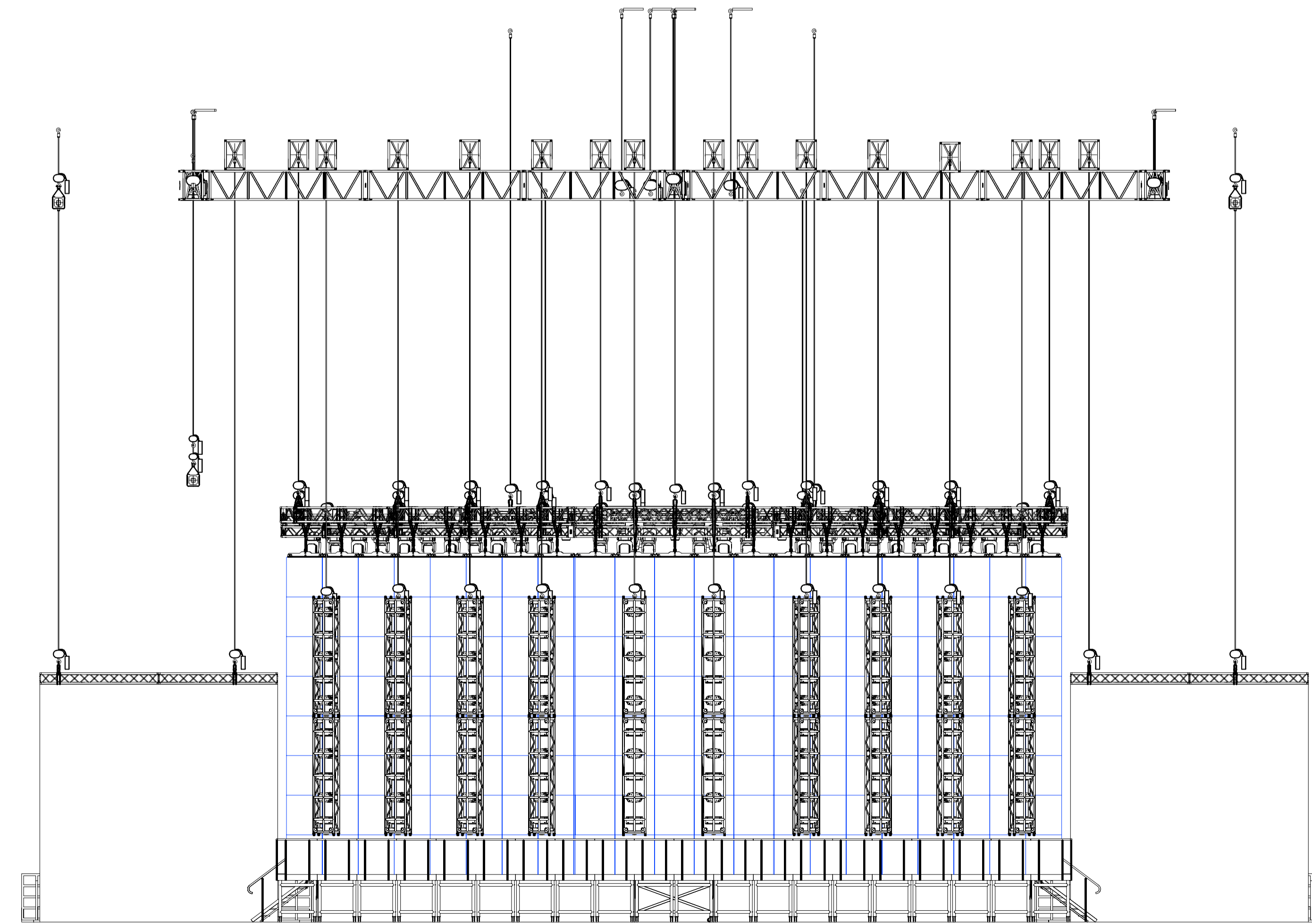
This drawing represents design intent & concept only and does not take responsibility for any electrical or structural soundness or safety. The implementation of this design must comply with the most stringent applicable local regulations and standards. The design is provided as a guide only and is not to be used for construction without the written permission of MJPLS. This drawing is the copyright of MJPLS and should not be reproduced in whole or in part in any medium without their written permission. ©MJPLS



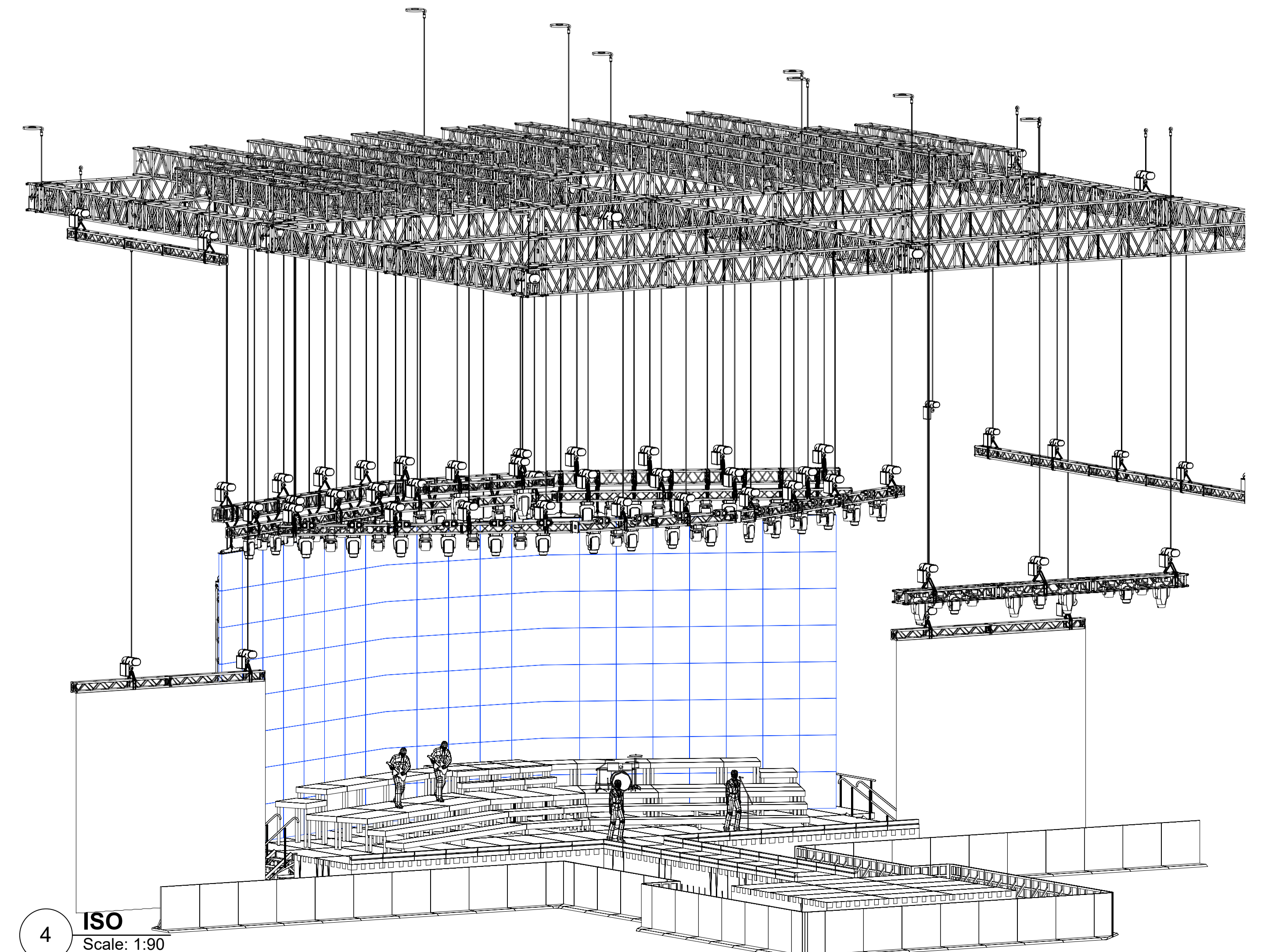
1 **Front**  
Scale: 1:90



2 **Left**  
Scale: 1:90



3 **Back**  
Scale: 1:90



4 **ISO**  
Scale: 1:90

This drawing represents design intent & concept only and does not take responsibility for any electrical or structural soundness or safety. The implementation of this design must comply with the most stringent applicable local regulations and standards. It is the responsibility of the contractor to ensure that this drawing is the copyright of MJPLS and should not be reproduced in whole or in part in any manner without their written permission. ©MJPLS

Drawn by:  
**James. B**  
CAD@mjpils.co.uk | mjpils.co.uk

**MJPLS**  
**CRAFTING.**  
**VISIONS.**  
**TOGETHER.**

Client:  
**MJPLS**  
**James. B**  
Client Ref:



Project:  
**Concert Show**  
Project ID: P004

Sheet Title:  
**Elevations**  
Sheet No.: P004-004

Scale  
**ISO A1 @ 1:90**  
Status  
**Complete**

Design By:  
**MJPLS**  
Checked By:  
**MJPLS**

Revision No.  
**1.1**  
Page Number:  
**4 OF 19**



This drawing represents design intent & concept only and does not take responsibility for any electrical or structural soundness or safety. The implementation of this design must comply with the most stringent applicable local codes and regulations. It is the user's responsibility to ensure that the design is implemented through proper engineering and/or implementation in the handling of this drawing. Report any discrepancies or omissions to MJPLS immediately. This drawing is the copyright of MJPLS and should not be reproduced in whole or in part in any manner without their written permission. ©MJPLS

**MJPLS**  
 Drawn by:  
**James. B**  
 CAD@mjpls.co.uk | mjpls.co.uk

**CRAFTING.  
 VISIONS.  
 TOGETHER.**

Client:  
**MJPLS**  
**James. B**  
 Client Ref:


Project:  
**Concert Show**  
 Project ID: P004

Sheet Title:  
**Production Renders**  
 Sheet No.: P004-005

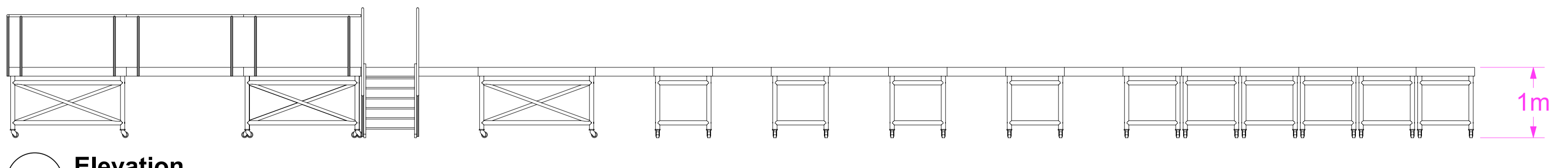
Scale  
**ISO A1 @ 1:50**  
 Status  
**Complete**

Design By:  
**MJPLS**  
 Checked By:  
**MJPLS**

Revision No.  
**1.1**  
 Page Number:  
**5 OF 19**



**1 Riser Layout**  
Scale: 1:50



**2 Elevation**  
Scale: 1:60

**STAGE EQUIPMENT LIST**

Concert Show

Purpose	Description	Structure Type	Deck Quantity
Main Stage	Self-Adjusting 1.2m		2
Main Stage	Rectangular 2m x 1m @ 1.2mh	Deck Only	48
Main Stage	Rectangular 2m x 1m @ 1.2mh	Legs-Braced	73
Riser	Rectangular 1m x 1m @ 1.2mh	Legs-Basic	2
Riser	Rectangular 1m x 1m @ 1.5mh	Legs-Basic	5
Riser	Rectangular 0.5m x 1m @ 1.5mh	Legs-Basic	3
Riser	Rectangular 2m x 1m @ 1.5mh	Legs-Basic	4
Riser	Rectangular 0.25m x 1m @ 1.2mh	Legs-Basic	3
Riser	Rectangular 0.25m x 1m @ 1.5mh	Legs-Basic	3
Riser	1.06 sq m		2
Riser	Rectangular 2m x 1m @ 0.9mh	Legs-Basic	15
Riser	Rectangular 6m x 0.59m @ 0.6mh	Legs-Basic	2
Riser	Rectangular 6m x 0.59m @ 0.3mh	Legs-Basic	2
Riser	1.01 sq m		2
Riser	0.85 sq m		2
Riser	0.47 sq m		1
Riser	0.2 sq m		1

Revision No. **1.1** Design By: **MJPLS** Checked By: **MJPLS** Page Number: **6 OF 19**

Scale: **ISO A1 @ AS NOTED** Status: **Complete**

Sheet Title: **Stage Layout** Sheet No.: **P004-006**

Project: **Concert Show** Project ID: **P004**

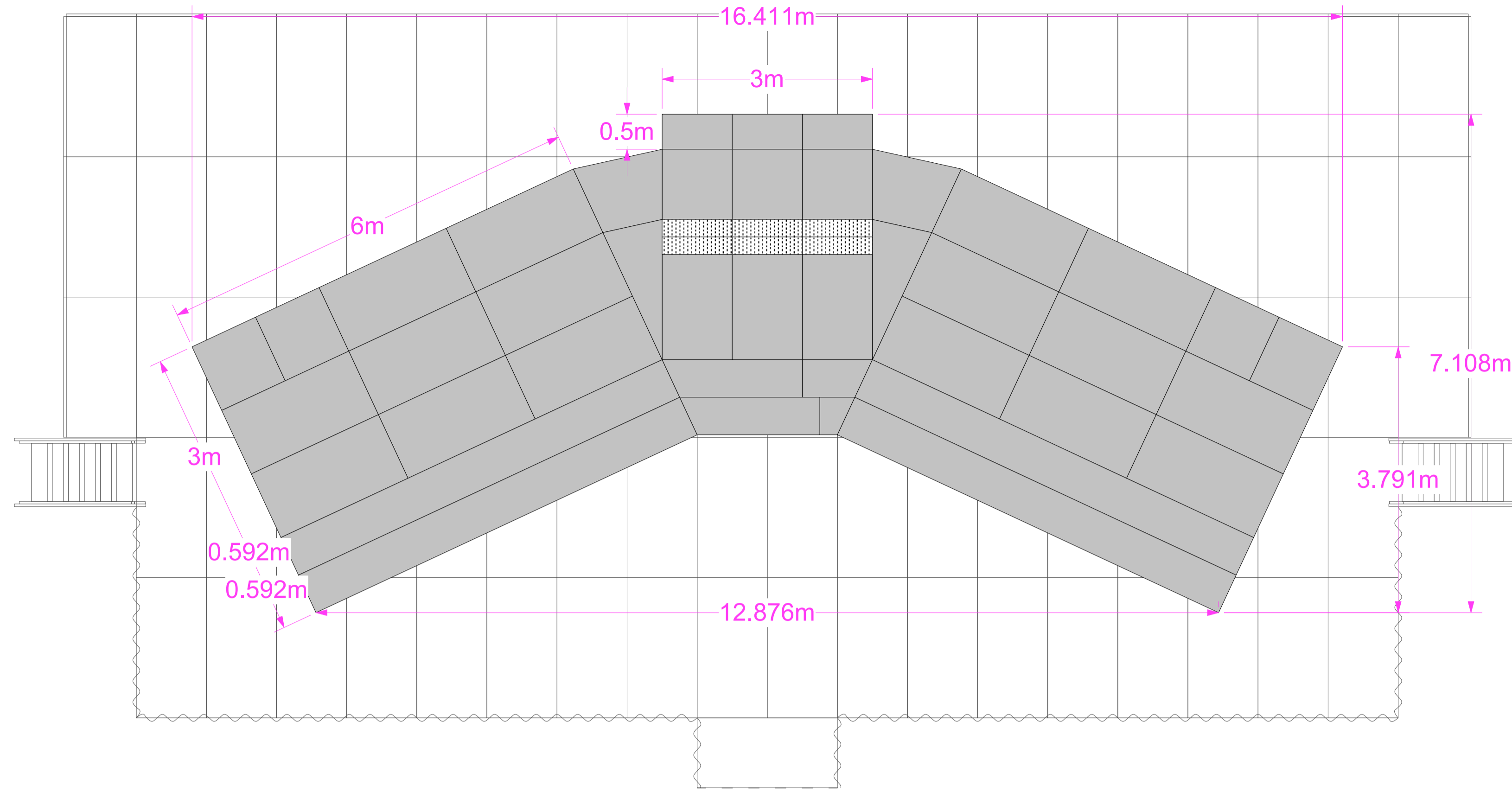
Client: **MJPLS James. B** Client Ref:

**M J P L S CRAFTING. VISIONS. TOGETHER.** Drawn by: **James. B** CAD@mjpls.co.uk | mjpls.co.uk

This drawing represents design intent & concept only and does not take responsibility for any electrical or structural soundness or safety. The implementation of this design must comply with the most stringent applicable local codes and regulations. It is the responsibility of the contractor to ensure that all safety requirements are met. The client and contractor shall be responsible for the safety of the installation. This drawing is the copyright of MJPLS and should not be reproduced in whole or in part in any medium without their written permission. ©MJPLS

**HOIST KEY**

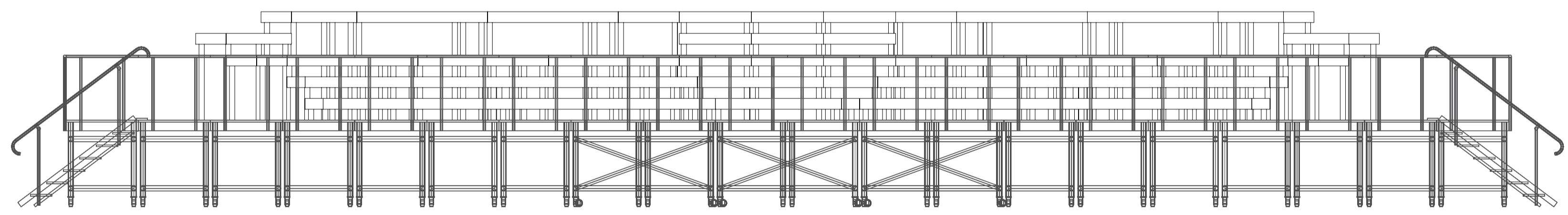
- Deck Only
- Leg-Basic Deck
- Braced Deck
- Handrail
- Treads
- Lift



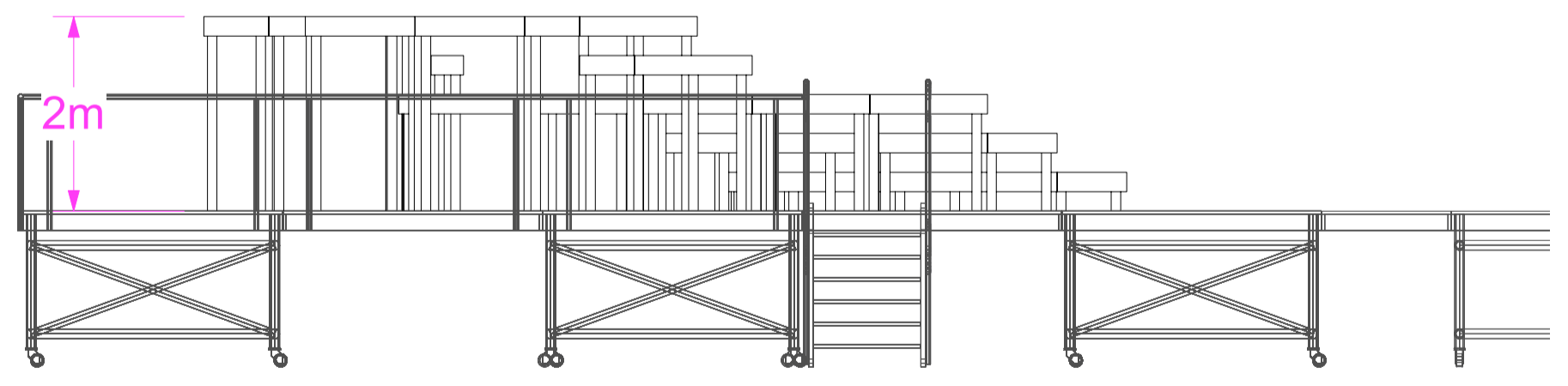
HOIST KEY	
	Deck Only
	Leg-Basic Deck
	Braced Deck
	Handrail
	Treads
	Lift

Revision No.	1.1
Design By:	MJPLS
Checked By:	MJPLS
Page Number:	7 OF 19
Scale	ISO A1 @ AS NOTED
Status	Complete
Sheet Title:	Riser Layout
Sheet No.:	P004-007

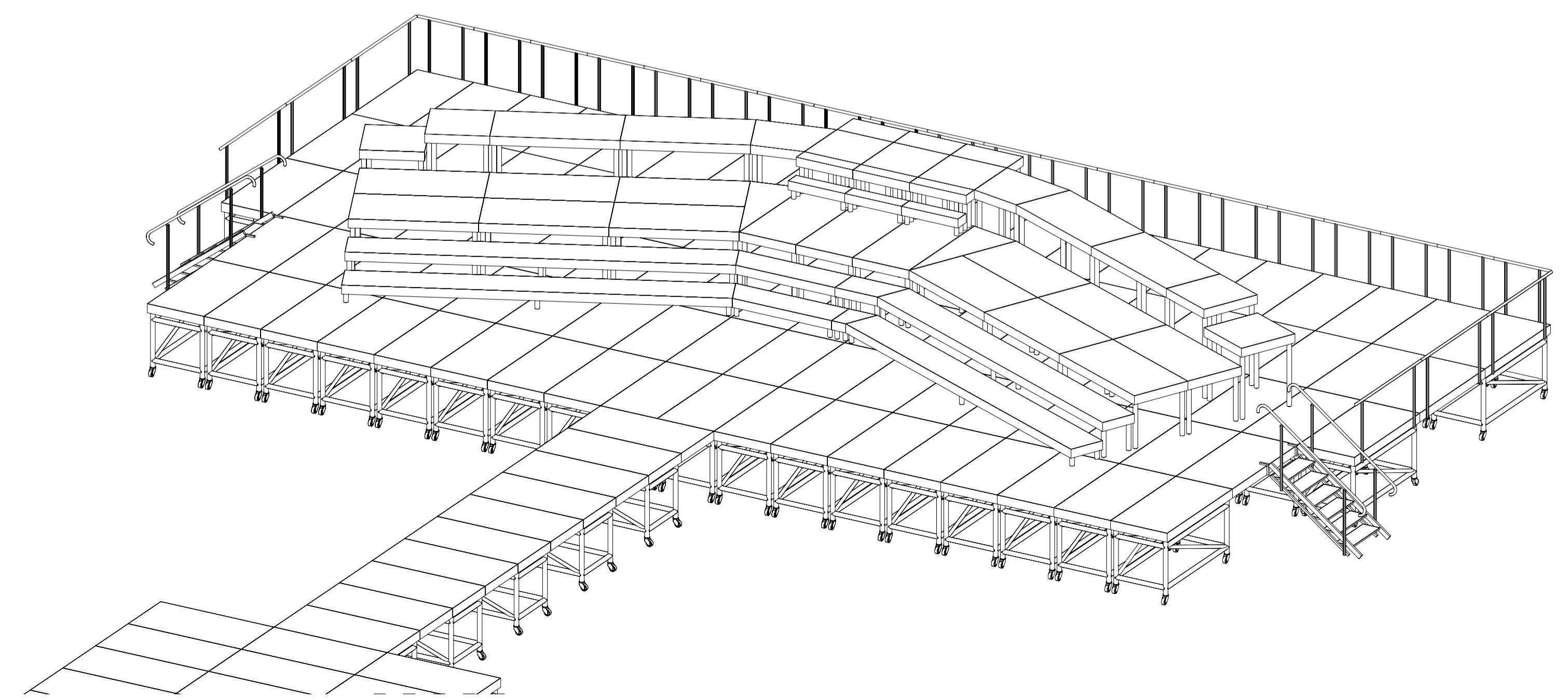
1 **Riser Layout**  
Scale: 1:50



2 **Elevation**  
Scale: 1:50



4 **Elevation**  
Scale: 1:50



3 **Riser Layout**  
Scale: 1:60

Project:  
**Concert Show**  
Project ID: P004

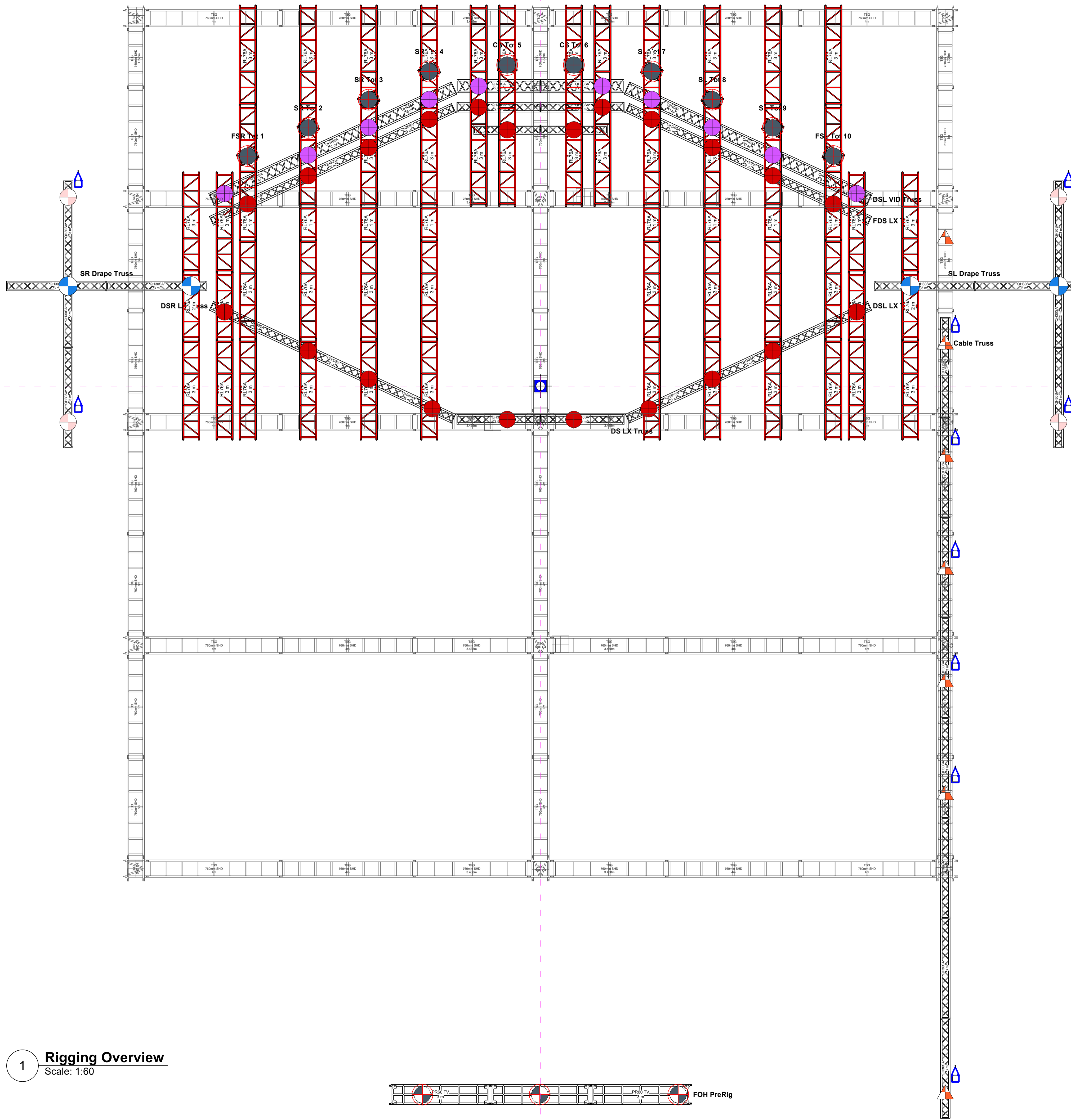
Client:  
**MJPLS**  
James. B  
Client Ref:

**M J P L S**  
**CRAFTING.**  
**VISIONS.**  
**TOGETHER.**  
Drawn by:  
James. B  
CAD@mjpls.co.uk | mjpls.co.uk

This drawing represents design intent & concept only and does not take responsibility for any electrical or structural soundness or safety. The implementation of this design must comply with the most stringent applicable local codes and regulations. It is the responsibility of the contractor to ensure that the design is implemented correctly and that all necessary permits are obtained. The design is provided as a guide only and is not to be used for construction without the written permission of MJPLS. Report any discrepancies or omissions to MJPLS immediately. This drawing is the copyright of MJPLS and should not be reproduced in whole or in part in any medium without their written permission. ©MJPLS

-16m -15m -14m -13m -12m -11m -10m -9m -8m -7m -6m -5m -4m -3m -2m -1m 0m 1m 2m 3m 4m 5m 6m 7m 8m 9m 10m 11m 12m 13m 14m 15m 16m

21m 20m 19m 18m 17m 16m 15m 14m 13m 12m 11m 10m 9m 8m 7m 6m 5m 4m 3m 2m 1m 0m -1m -2m -3m -4m -5m -6m -7m -8m -9m -10m -11m



1 Rigging Overview  
Scale: 1:60

## RIGGING KIT LIST

### Concert Show

#### Hoists

Name	Quantity
Hoist 1 Ton Lights Sub-Hung	22
Hoist 1 Ton PreRig	3
Hoist 1 Ton PreRig Sub-Hung	10
Hoist 1 Ton Scenery	4
Hoist 1 Ton Super Grid	4
Hoist 1 Ton Video Sub-Hung	10
Hoist 1/2 Ton Cable Pick	7
Hoist 2 Ton Super Grid	11

#### Truss

Name	Quantity
LitecPR60 TV-300	23
LitecQH30SA-200	8
LitecQH30SA-250	4
LitecQH30SA-300	24
LitecQH30SA-Q30L2ADJ	4
LitecQH40SA-200	2
LitecQH40SA-250	2
LitecQH40SA-300	4
LitecRL76A-100A	8
LitecRL76A-200A	4
LitecRL76A-300A	48

This drawing represents design intent & concept only and does not take responsibility for any electrical or structural soundness or safety. The implementation of this design must comply with the most stringent applicable local codes and regulations. It is the responsibility of the contractor to ensure that all rigging is installed and operated in accordance with the manufacturer's instructions and applicable codes. This drawing is the copyright of MJPLS and should not be reproduced in whole or in part in any manner without their written permission. ©MJPLS

Client: **MJPLS**  
James. B  
Client Ref:

Project: **Concert Show**  
Project ID: P004

Scale: **ISO A1 @ 1:60**  
Status: **Complete**

Design By: **MJPLS**  
Checked By: **MJPLS**

Revision No: **1.1**  
Page Number: **8 OF 19**

Sheet Title: **Rigging - Overview**  
Sheet No.: P004-008

**MJPLS CRAFTING. VISIONS. TOGETHER.**  
Drawn by: **James. B**  
CAD@mjpls.co.uk | mjpls.co.uk







Mothergrid Truss		
	Litec RL76A-100A Straight	8
	Litec RL76A-200A Straight	4
	Litec RL76A-300A Straight	48

This drawing represents design intent & concept only and does not take responsibility for any electrical or structural soundness or safety. The implementation of this design must comply with the most stringent applicable local codes and regulations. The user must ensure that the design is implemented as shown, resulting through proper engineering and/or implementation in the handling of this drawing. Report any discrepancies or omissions to MJPLS immediately. This drawing is the copyright of MJPLS and should not be reproduced in whole or in part in any medium without their written permission. ©MJPLS

**MJPLS**  
**CRAFTING VISIONS. TOGETHER.**  
 Drawn by: James. B  
 CAD@mjpls.co.uk | mjpls.co.uk

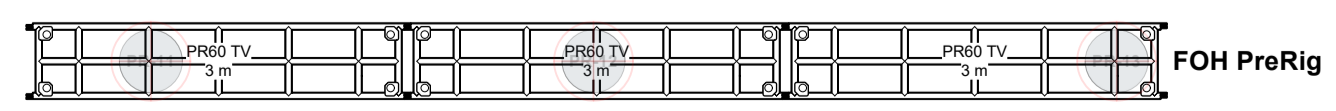
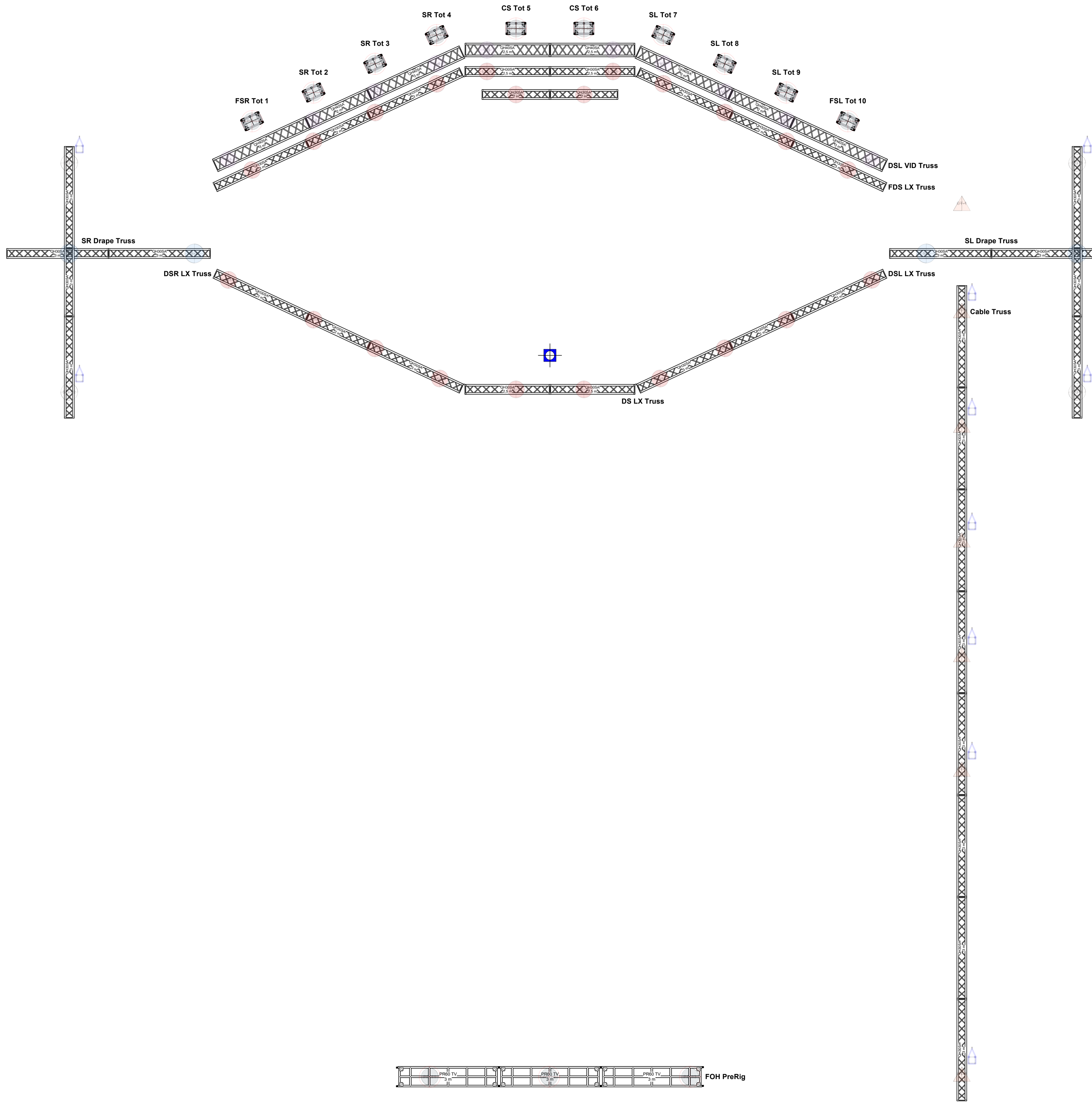
Client: **MJPLS James. B**  
 Client Ref:

Project: **Concert Show**  
 Project ID: P004

Sheet Title: **Rigging - Mothergrid Spreader Layout**  
 Sheet No.: P004-010

Scale: **ISO A1 @ 1:40**  
 Status: **Complete**

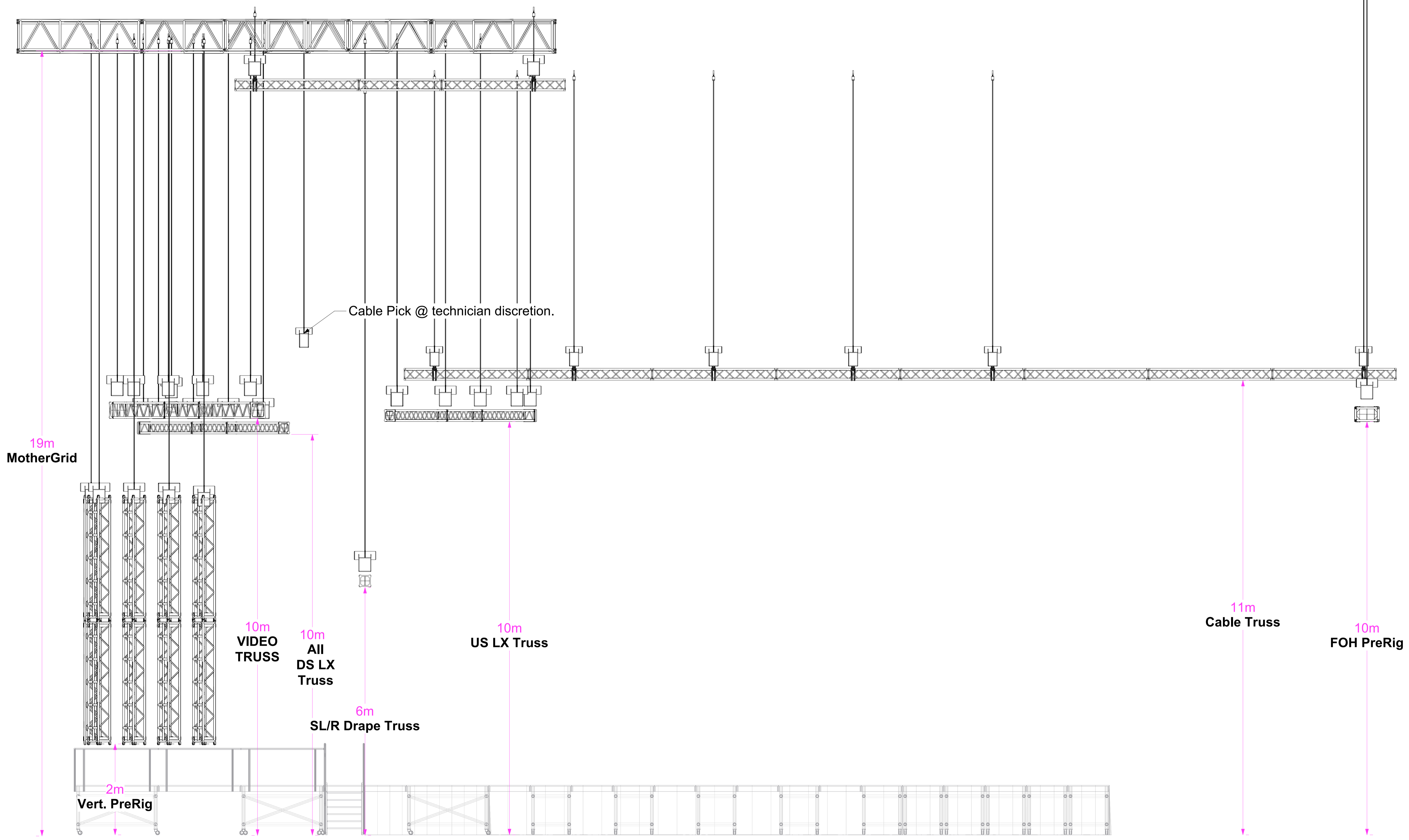
Design By: **MJPLS**  
 Checked By: **MJPLS**  
 Revision No: **1.1**  
 Page Number: **10 OF 19**



HOIST KEY			
<b>Hoist Weight</b>			
250kg	500kg	1,000kg	2,000kg
<b>Hoist Config</b>			
Motor Down	Motor Up	Sub-hung Up	Dead Hand
<b>Hoist Colours</b>			
<b>Markers</b>			

Truss (Excluding Mothergrid)		
	Litec PR60 TV-300 Straight	23
	Litec QH30SA-200 Straight	8
	Litec QH30SA-250 Straight	4
	Litec QH30SA-300 Straight	24
	Litec QH30SA-Q30L2ADJ Book Hinge	4
	Litec QH40SA-200 Straight	2
	Litec QH40SA-250 Straight	2
	Litec QH40SA-300 Straight	4

This drawing represents design intent & concept only and does not take responsibility for any electrical or structural soundness or safety. The implementation of this design must comply with the most stringent applicable local regulations and standards. It is the responsibility of the user to ensure that the resulting structure is safe and sound. Report any discrepancies or omissions to MJPLS immediately. This drawing is the copyright of MJPLS and should not be reproduced in whole or in part in any medium without their written permission. © MJPLS



This drawing represents design intent & concept only and does not take responsibility for any electrical or structural soundness or safety. The implementation of this design must comply with the most stringent applicable local codes and regulations. The design is subject to change without notice. The client is responsible for providing all necessary permits and approvals. The client is responsible for the safety of the installation and operation of the rigging system. The client is responsible for the safety of the audience and performers. The client is responsible for the safety of the rigging system. The client is responsible for the safety of the audience and performers. The client is responsible for the safety of the rigging system. The client is responsible for the safety of the audience and performers.

**MJPLS**  
**CRAFTING.**  
**VISIONS.**  
**TOGETHER.**

Drawn by:  
**James. B**  
 CAD@mjpls.co.uk | mjpls.co.uk

Client:  
**MJPLS**  
**James. B**  
 Client Ref:

Project:  
**Concert Show**  
 Project ID: P004

Sheet Title:  
**Rigging - Trim Heights**  
 Status: **Complete**

Scale:  
**ISO A1 @ 1:45**

Design By:  
**MJPLS**

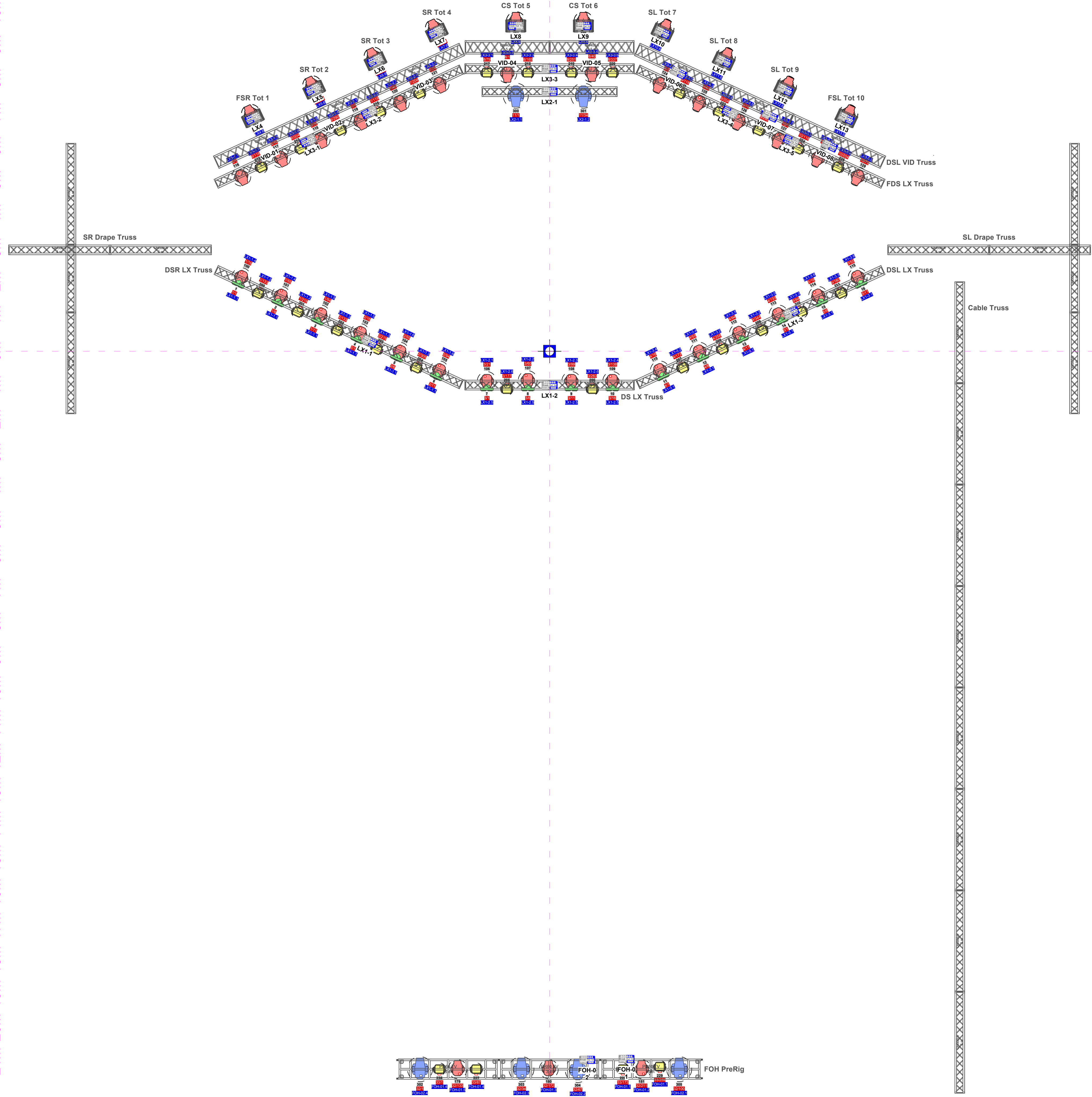
Checked By:  
**MJPLS**

Revision No.  
**1.1**

Page Number:  
**12 OF 19**

-16m -15m -14m -13m -12m -11m -10m -9m -8m -7m -6m -5m -4m -3m -2m -1m 0m 1m 2m 3m 4m 5m 6m 7m 8m 9m 10m 11m 12m 13m 14m 15m 16m

21m 20m 19m 18m 17m 16m 15m 14m 13m 12m 11m 10m 9m 8m 7m 6m 5m 4m 3m 2m 1m 0m -1m -2m -3m -4m -5m -6m -7m -8m -9m -10m -11m



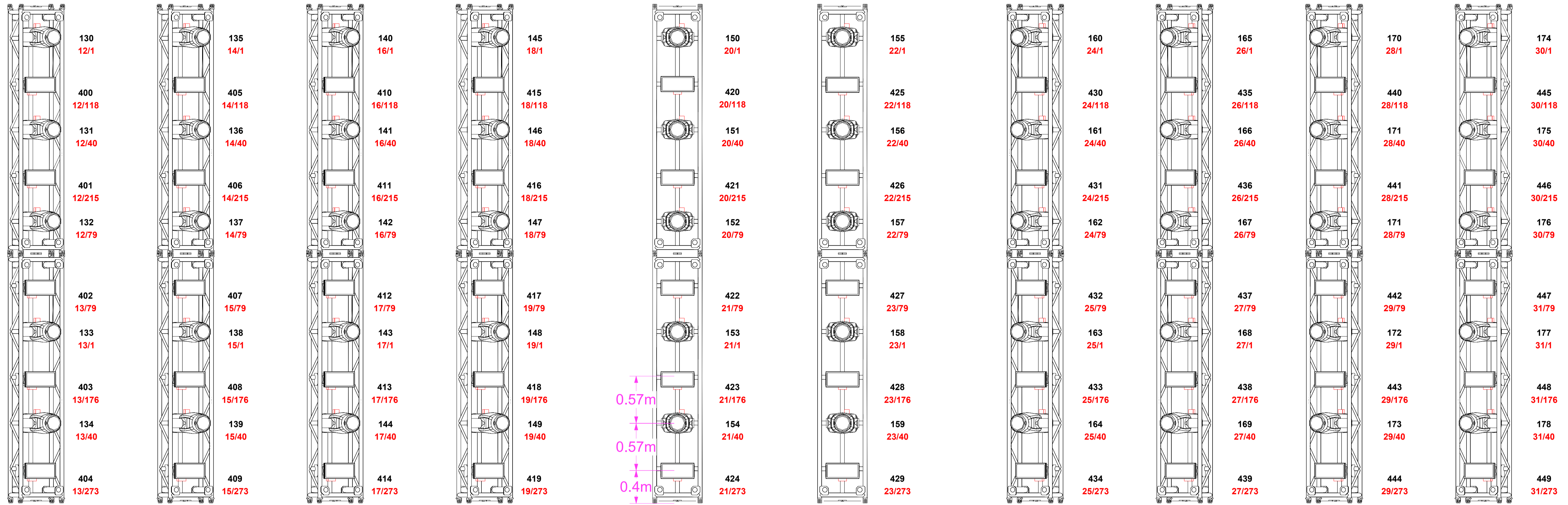
FDS LX Truss			
	<b>Ayrton Nando 502 Wash</b> Mode: Extended Pixel 1U (86) Weight: 15.60 kg	14	
	<b>Robe MegaPointe</b> Mode: Mode 1 - Standard 16 - bit (39) Weight: 22.00 kg	14	
FDS LX Truss			
	<b>Robe BMFL Followspot</b> Mode: Mode 1 - Standard 16 bit (33) Weight: 38.42 kg	2	
DS LX Truss			
	<b>Ayrton Nando 502 Wash</b> Mode: Extended Pixel 1U (86) Weight: 15.60 kg	12	
	<b>Chauvet Strike Array 2</b> Mode: 5Ch Mode (5) Weight: 7.98 kg	16	
	<b>Robe MegaPointe</b> Mode: Mode 1 - Standard 16 - bit (39) Weight: 22.00 kg	16	
FOH PreRig			
	<b>Ayrton Nando 502 Wash</b> Mode: Extended Pixel 1U (86) Weight: 15.60 kg	4	
	<b>Robe BMFL Followspot</b> Mode: Mode 1 - Standard 16 bit (33) Weight: 38.42 kg	4	
	<b>Robe MegaPointe</b> Mode: Mode 1 - Standard 16 - bit (39) Weight: 22.00 kg	3	

This drawing represents design intent & concept only and does not take responsibility for any electrical or structural soundness or safety. The implementation of this design must comply with the most stringent applicable local codes and regulations. It is the responsibility of the user to ensure that the design is implemented through proper engineering and/or implementation in the handling of this drawing. Report any discrepancies or omissions to MJPLS immediately. This drawing is the copyright of MJPLS and should not be copied, reproduced or used in part or in whole without their written permission. ©MJPLS

Revision No.	1.1
Design By:	MJPLS
Scale	ISO A1 @ 1:60
Sheet Title:	Lighting - Flying Plot
Project:	Concert Show
Client:	MJPLS James. B Client Ref:
Status	Complete
Sheet No.:	13 OF 19
Page Number:	13 OF 19

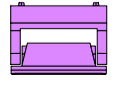
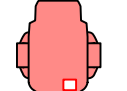
Project ID: P004  
 Sheet No.: P004-014

**CRAFTING. VISIONS. TOGETHER.**  
 MJPLS  
 Drawn by: James. B  
 CAD@mjpls.co.uk | mjpls.co.uk



ALL CABLE FEEDERS FROM GROUND UP

1 Vertical Truss Plot  
Scale: 1:25

Lighting Legend		
	<b>Chauvet Color Strike M</b> Mode: 97Ch Mode (97) Weight: 11.88 kg	50
	<b>Robe MegaPointe</b> Mode: Mode 1 - Standard 16 - bit (39) Weight: 22.00 kg	50

This drawing represents design intent & concept only and does not take responsibility for any electrical or structural soundness or safety. The implementation of this design must comply with the most stringent applicable local codes and regulations. The client is responsible for ensuring that all necessary permits are obtained and that the design is implemented in accordance with the applicable codes and regulations. The client is responsible for ensuring that all necessary permits are obtained and that the design is implemented in accordance with the applicable codes and regulations. The client is responsible for ensuring that all necessary permits are obtained and that the design is implemented in accordance with the applicable codes and regulations.

**M J P L S**  
**CRAFTING.**  
**VISIONS.**  
**TOGETHER.**  
Drawn by: James. B  
CAD@mjpls.co.uk | mjpls.co.uk

Client: MJPLS  
James. B  
Client Ref:

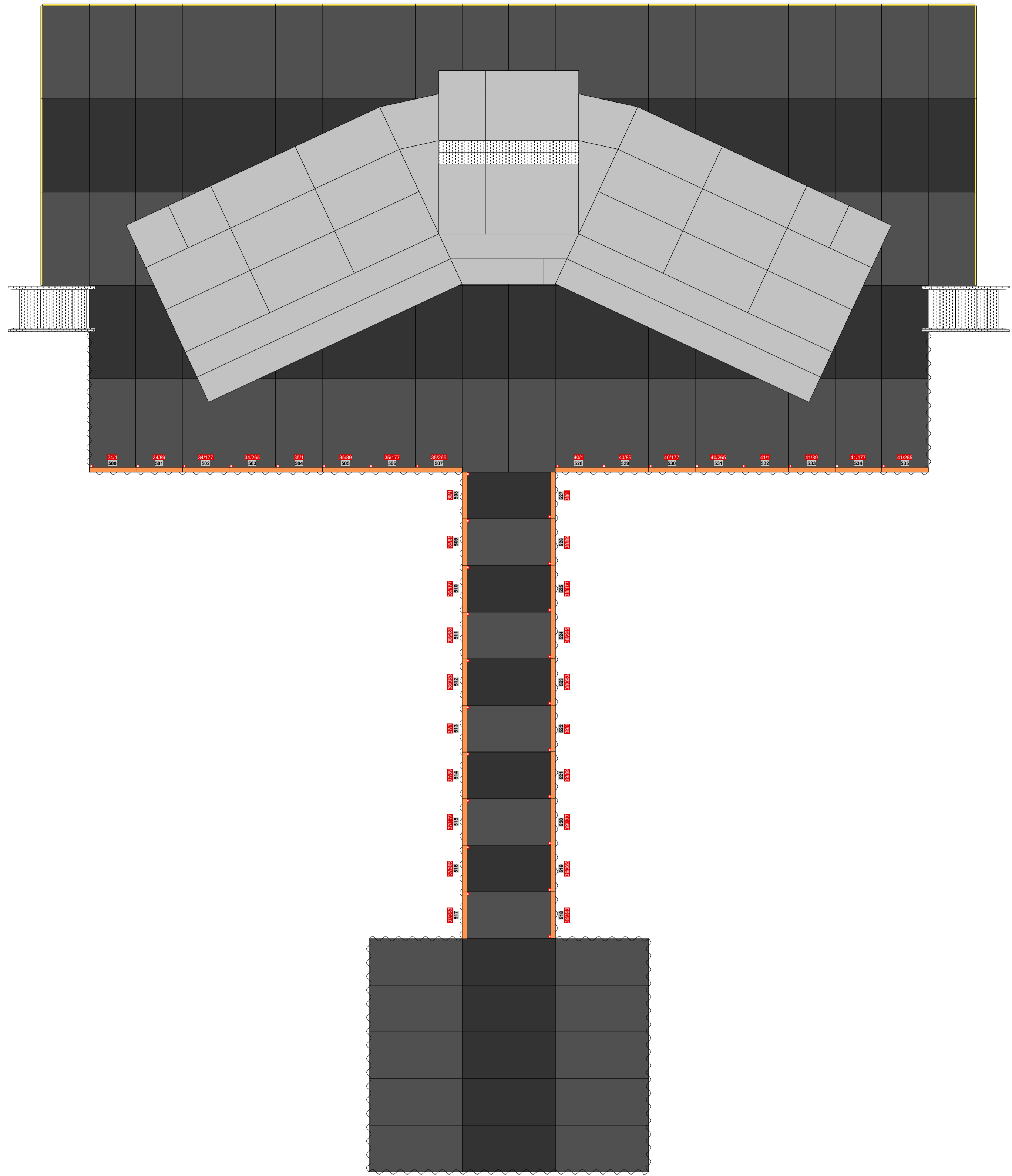
Project: Concert Show  
Project ID: P004

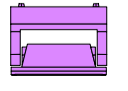
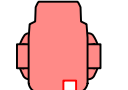
Sheet Title: Lighting - Vertical Truss Plot  
Sheet No.: P004-015

Scale: ISO A1 @ 1:25  
Status: Complete

Design By: MJPLS  
Checked By: MJPLS  
Revision No: 1.1  
Page Number: 14 OF 19

1 **Stage Layout**  
Scale: 1:60



Lighting Legend		
	<b>Chauvet Color Strike M</b> Mode: 97Ch Mode (97) Weight: 11.88 kg	50
	<b>Robe MegaPointe</b> Mode: Mode 1 - Standard 16 - bit (39) Weight: 22.00 kg	50

This drawing represents design intent & concept only and does not take responsibility for any electrical or structural soundness or safety. The implementation of this design must comply with the most stringent applicable local codes and regulations. The user is responsible for ensuring that the design is implemented through proper engineering and/or implementation in the handling of this drawing. Report any discrepancies or omissions to MJPLS immediately. This drawing is the copyright of MJPLS and should not be reproduced in whole or in part in any medium without their written permission. ©MJPLS

**M J P L S**  
Drawn by:  
**James. B**  
CAD@mjpls.co.uk | mjpls.co.uk

**CRAFTING. VISIONS. TOGETHER.**

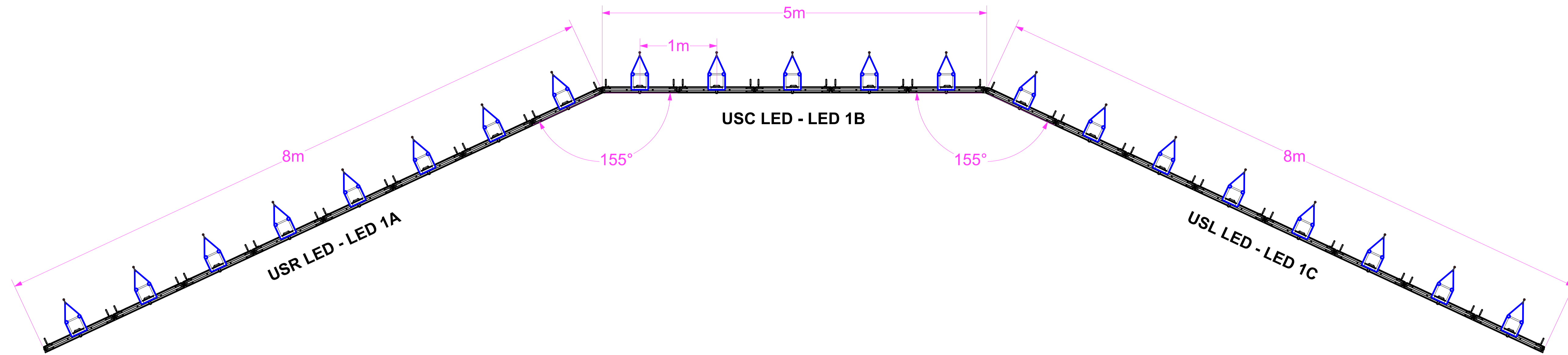
Client:  
**MJPLS**  
**James. B**  
Client Ref:

Project:  
**Concert Show**  
Project ID: P004

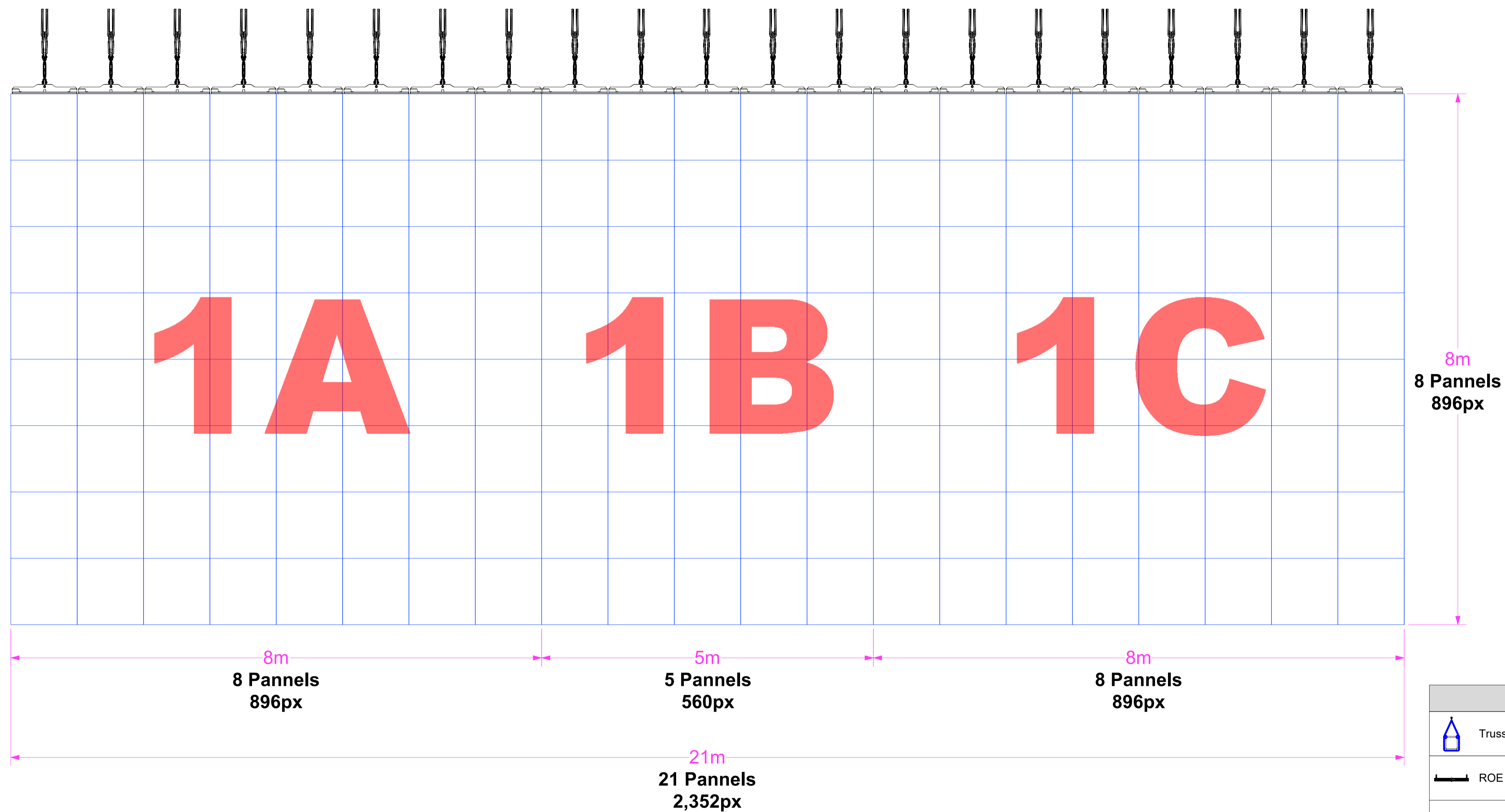
Sheet Title:  
**Lighting - Ground Plot**  
Sheet No.: P004-016

Scale:  
**ISO A1 @ 1:60**  
Status:  
**Complete**

Design By:  
**MJPLS**  
Checked By:  
**MJPLS**  
Revision No:  
**1.1**  
Page Number:  
**15 OF 19**



1 **Video - LED Overview**  
Scale: 1:30



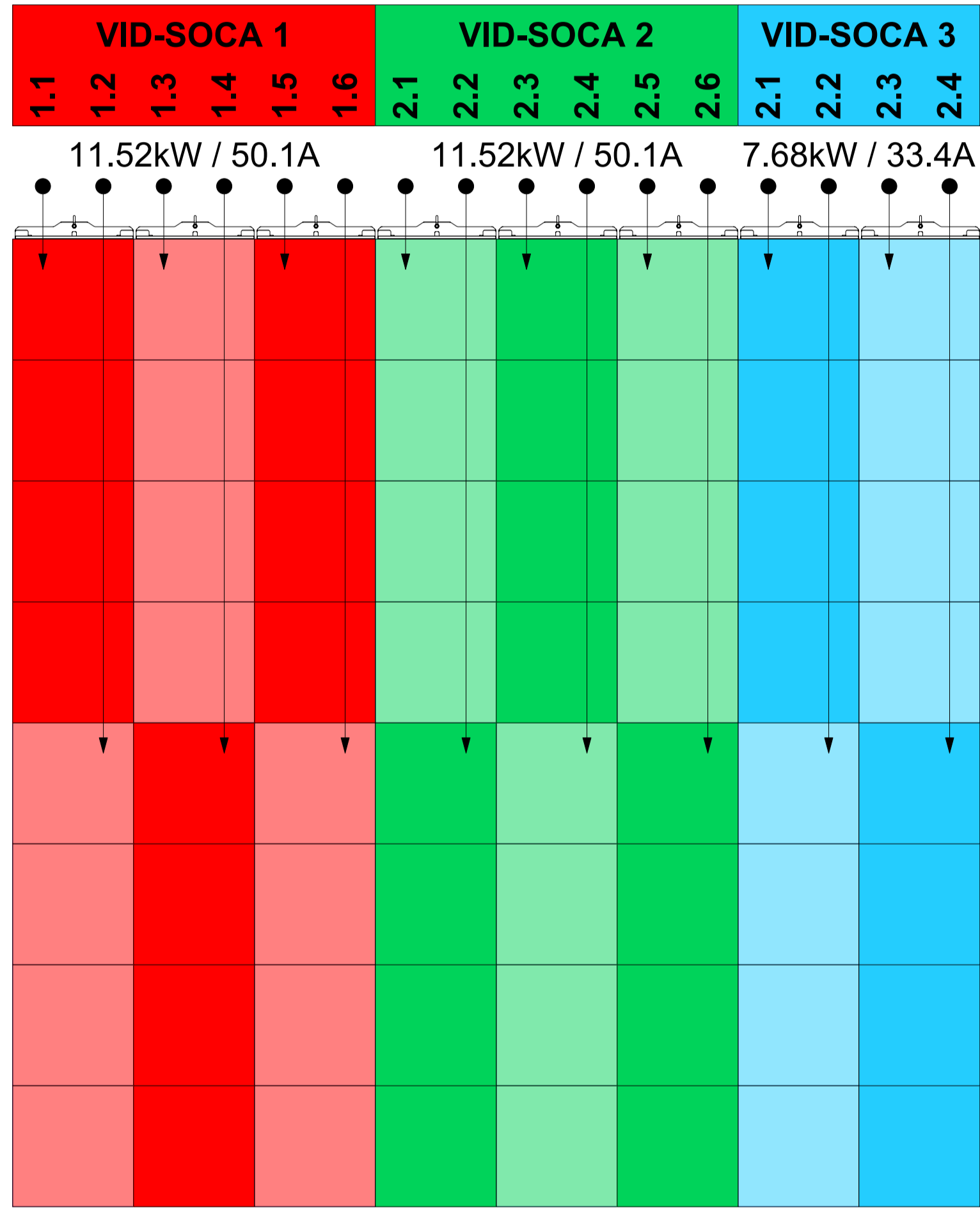
All US LED Equipment		
	Truss Sling & Turnbuckle 390 x 390mm	21
	ROE V8T Header Bar	21
	ROE Vanish 8 Touring	168

**SCREEN:ROE Vanish V8T**  
**CONFIG: Rigged**

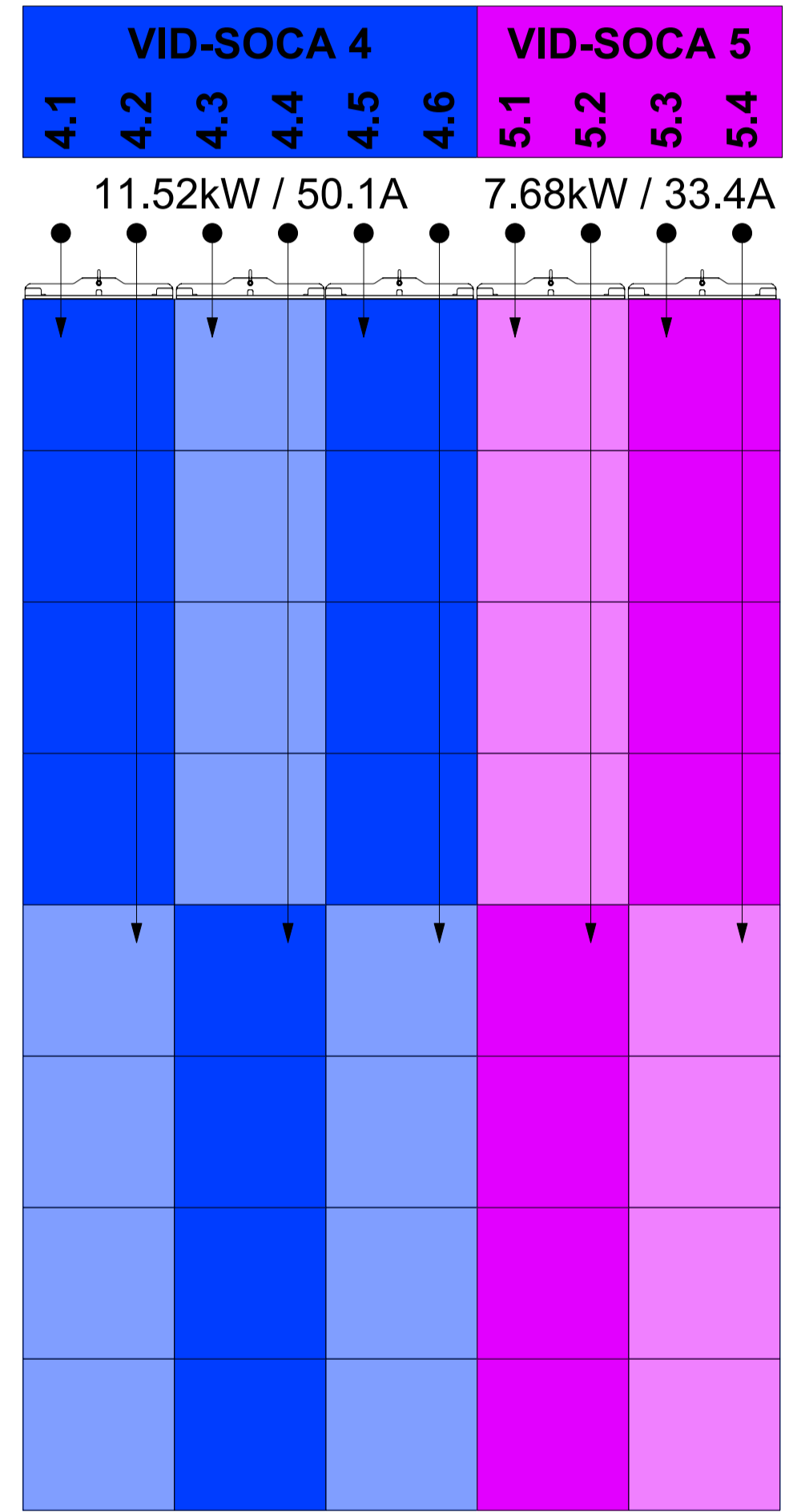
Size (WxH):	Count:	Weight *Screen + Acc Only
21m x 8m	168	3,249.96kg
Resolution:	Pixel Pitch:	Total Power Consumption:
2352px x 896px	8.9mm	80.64KW (350.61A)

This drawing represents design intent & concept only and does not take responsibility for any electrical or structural soundness or safety. The implementation of this design must comply with the most stringent applicable local regulations and standards. It is the responsibility of the client to ensure that all necessary permits and approvals are obtained and that the design is implemented in accordance with the relevant codes of practice. This drawing is the copyright of MJPLS and should not be reproduced in whole or in part in any medium without their written permission. ©MJPLS






LED 1B

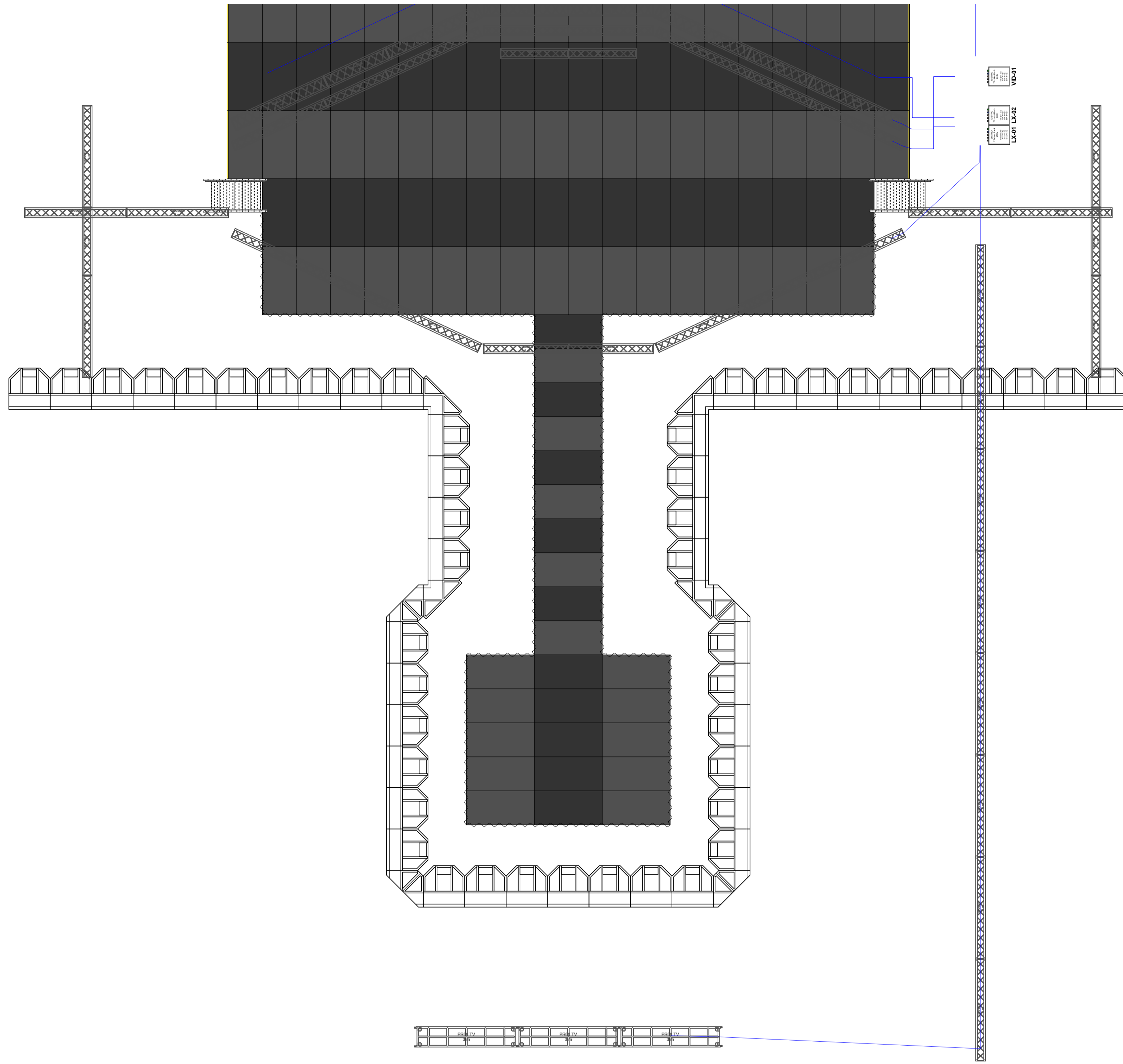


LED 1A



LED 1C

1 **Power - Cable Routes**  
Scale: 1:80



**POWER REQUIREMENTS**  
**Concert Show**

Department	Total Demand (A)	Demand Per Phase (A)	Requested Feeder	Distribution
Rigging	666.61	222.21	400A Powerlock	400A PL > x6 32/3
Lighting	634.31	211.44	400A Powerlock	72-Way Hot Rack
Video	350.61	116.87	200A Powerlock	72-way Hot Rack
Audio		0		
<b>Totals</b>	<b>1651.53 A</b>			

This drawing represents design intent & concept only and does not take responsibility for any electrical or structural soundness or safety. The implementation of this design must comply with the most stringent applicable local codes and regulations. The design is provided as a guide only and does not constitute a contract. The client is responsible for the final design and implementation. The design is provided as a guide only and does not constitute a contract. The client is responsible for the final design and implementation. The design is provided as a guide only and does not constitute a contract. The client is responsible for the final design and implementation.

**M J P L S**  
**CRAFTING.**  
**VISIONS.**  
**TOGETHER.**  
Drawn by:  
**James. B**  
CAD@mjpls.co.uk | mjpls.co.uk

Client:  
**MJPLS**  
**James. B**  
Client Ref:

Project:  
**Concert Show**  
Project ID: P004

Sheet Title:  
**Power - Overview**  
Sheet No.: P004-019

Scale:  
**ISO A1 @ 1:80**  
Status:  
**Complete**

Design By:  
**MJPLS**  
Checked By:  
**MJPLS**

Revision No.  
**1.1**  
Page Number:  
**18 OF 19**